

Samantha Brown

---

Lighting Design

# Natasha, Pierre & the Great Comet of 1812

University of Minnesota Duluth - 2024

Director: Thomas Jacobsen

Scenic Design: Lisa Scott

Asst. Scenic Design: Sheridan Cornett

Props Coordinator: Scott Boyle

Costume Design: Moriah Babinski

Asst. Costume Design : Morgan Ryals & Jennika Bunney

Makeup/Hair Design: Caitlin Quinn

Asst Makeup/Hair Design: Emmi Dunkin


Lighting Design: Samantha Brown

Sound Design: Jon Brophy



Photo credits to UMD Publicity

With emotions soaring and plummeting, the lighting had to take us to many places and feelings. The beginning was inspired by traditional opera houses and their aristocratic tastes. The “post-Anatole” world took inspiration from clubs, creating a space that is almost too much for young Natasha. After the failed abduction, the lighting signaled another change into unfamiliarity, hostility, and numbness as Natasha's world falls apart. Finally, the comet, new life and catharsis, washed over both the characters and the audience.



*Natasha, Pierre, and the Great Comet of 1812*  
Lighting Designer: Samantha Brown





Welcome to Moscow - "Moscow"

This Winter Sky - "No One Else"







Anatole Enters - "The Opera"

Hey Balaga, Ho Balaga - "Balaga"



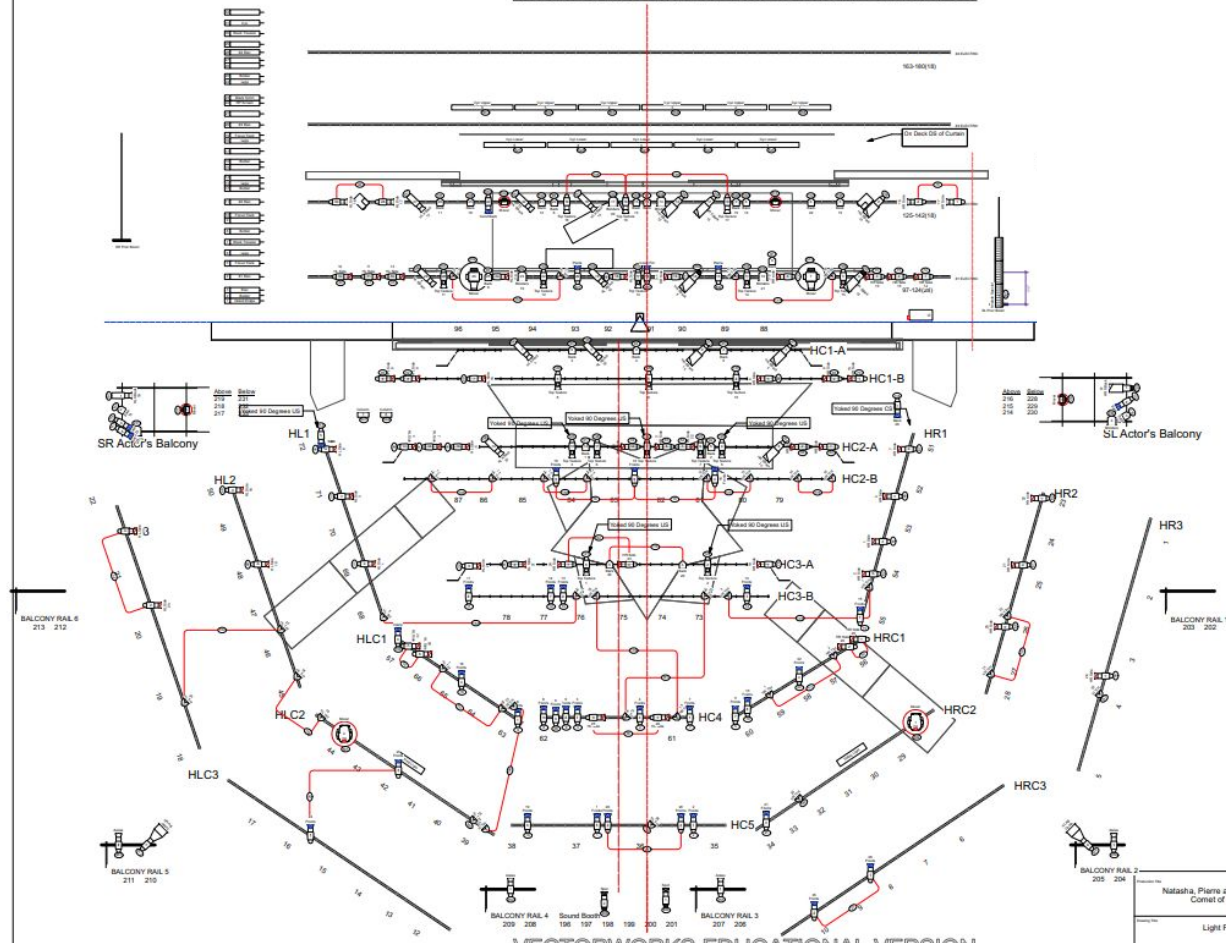


You Will Not Enter - "The Abduction"

Into a New Life - "The Great Comet of 1812"







Instrument Key		
	ETC Source4 15deg	2 / 2
	ETC Source4 19deg	38 / 46
	ETC Source4 19deg 750W	2 / 46
	ETC Source4 26deg	50 / 53
	ETC Source4 LED 36deg	9 / 10
	ETC Source4 36deg	26 / 50
	ETC Source4 Zoom 15-30deg	6 / 12
	ETC S4 PAR WFL	36 / 50
	ETC 6" Free	21 / 40
	6" Free	6 / 5
	Colorforce 72	11 / 12
	Colorforce 12	2 / 2
	Mac Aura	4 / 4
	SolidFrame 750	2 / 2
	Vertice VL-1100	2 / 2
	High End Systems PQ 100	1 / 1
	UltimateFX Radiance Hazer	2 / 2
	USITT Practical	2 / 4

**Notes**

- Friggers placed on deck is used for Anselmi's entrance during The Opera. Placement is not exact, so long as it sits behind the proscenium.
- LED tags on set is placed at the edges of the back panel
- LED tags in character is placed inside of riggs (See scenic drawings)
- 201-600 are spots
- Lights 91-95 + 110 should be jacked 90 degrees US

Label Legend	
	Focus Purpose
	Underwater
	COP

Natalia, Pierre and the Great Comet of 1812	
Author	Thomas Jacobson
Editor	SB-JB
Version	1.0
Scale	1" = 1' - 0"
Sheet	1 of 1
Light Plot	1



## Great Comet Light Cues

Slightly saturated, but more romantic colors at start, then aggressively saturated club colors

Lighting Designer: Samantha Brown Last Updated: 4/10/24

Added

Page #	Measure.beat.subdivision	Cue #	Cue Trigger	Timing	Cue Description	Notes	Deleted
			Preshow				Updated
		0.5		30	warm up		Need more info
	follow	1	Board start	15	Channel check	Turn off actual work lights	SM NOTES
		2		5	Color check		
		3		0.5	Mover check		
		3.5		2	Zoom check		
		3.7		3	Work lights		
		3.71		3.7	Fog check		
		3.72		2	Haze check		
		3.75		3.1	Worklight		
		3.8	SM Call/5 Minutes before house open	3.1	Blackout check		
		4	SM Call/after blackout check	5	Preshow		
		4.5	SM Call	5	House to half		
		4.9	SM Call	5	Blackout check		

Updated

SM NOTES

Act 1

## Prologue

1		9	Top of show (Balaga runs in)	7	Small	
1	1.1	10	Balaga accordion starts	8	Slow lights up on Pierre and Balaga and band. Spots for Natasha and Andrey. Side sculpt, keep dark for now, still see fine though.	Allow for a little more tint
1	Pickup to 12	15	Chorus there's a war going on	5	Open up a little, first intro of stage. Spot on Andrey out as he exits	
3	Pickup to 21	25	Song picks up after "Raz dva tri!"	1	Big! Not quite techno colorful, warm, dazzling, big cyc and set. Everywhere, band	
5	Pickup to 33	35	Natasha intro	1	Focus down Natasha	
5	Pick up to 36	45	Restore	2	Restore to glamor	
5	38.1	50	Sonya intro	1	soft focus on Sonya with spot.	Something that makes her dress color look really nice. Her dress was last purple

030 happen at the  
re. Combine?

## Great Comet Magic Sheet

**Lighting Designer:** Samantha Brown

Front										HL Side										HR Side												
<div><div>16</div><div>11 12 13 14 15</div><div>8 9 10</div><div>6/28 28/7</div><div>18 3 4 5 22</div><div>19 1 2 21</div><div>20</div></div>										<div><div>46</div><div>41 42 43 44 45</div><div>38 39 40</div><div>36 37</div><div>48 33 34 35 52</div><div>49 31 32 51</div><div>50</div></div>										<div><div>76</div><div>71 72 73 74 75</div><div>68 69 70</div><div>66 67</div><div>78 63 64 65 82</div><div>79 61 62 81</div><div>80</div></div>												
24										25	54										55	84										85
Back										Top Texture										HL Tint												
<div><div>106</div><div>101 102 103 104 105</div><div>98 99 100</div><div>96 97</div><div>108 93 94 95 112</div><div>109 91 92 111</div><div>113 110 115</div></div>										<div><div>136</div><div>131 132 133 134 135</div><div>128 129 130</div><div>126 127</div><div>123 124 125</div><div>121 122</div></div>										<div><div>157</div><div>155 156</div><div>153</div><div>159 151 161</div><div>160</div></div>												
114										116	164										165											
HR Tint										HL Cross Back										HR Cross Back												
<div><div>177</div><div>175 176</div><div>173</div><div>179 171 181</div><div>180</div></div>										<div><div>194 195 196</div><div>192 193</div><div>197 199</div><div>191</div><div>198</div></div>										<div><div>204 205 206</div><div>202 203</div><div>207 209</div><div>201</div><div>208</div></div>												
184										185	207										208											
LEDs and Movers										Specials										Misc												
<div><div>Sola 501-502</div><div>Aura 511-514</div><div>Cyc 521-529</div><div>VL1100 531-539</div></div>										<div><div>Blinders 231-236</div><div>Alise Lights 251-254</div><div>False Pro 261-262</div><div>Anatole Special 801</div><div>Opera Specials 811-812</div></div>										<div><div>Hazers 701-702</div><div>Fogger 703</div><div>Spots 901-902</div><div>House 1000</div></div>												
Practicals																																
<div><div>LED Tape 601-603</div><div>Chandelier 605</div></div>																																

# Stage Blood

Stage 2 - 2024

Director: Lou Divine

Asst. Director: Erik Rasmussen

Scenic Design: Sheridan Cornett

Props Coordinator: Regan Peterson

Costumes/Hair/Makeup Design: Kade Gau

Lighting Design: Samantha Brown



Photo credits to Katy Lacy

The lighting played heavily with color and angle to be able to support this whirlwind of a show. The beginning was bright and colorful to match the players' comedic antics, and the *Hamlet* scenes were just as moody and dramatic as its leading man. During act 2, the lighting became more shadowy (but still playful) as murder, ghosts, and mystery abound before the whole plot is revealed and the lighting is again bright and colorful as the cast celebrates their incredible performance.



## STAGE BLOOD



Designer: Samantha Brown





There's Something About an Empty Theater - Act 1

That is the Question - Act 2

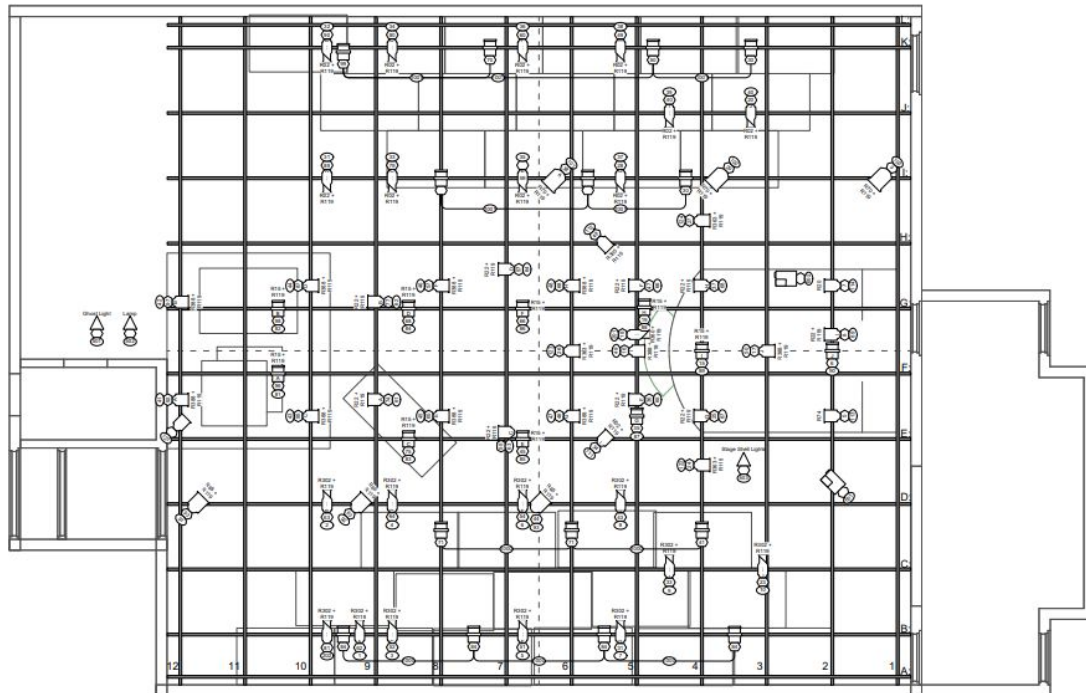




Look you, How Pale He Glares - Act 2

Don't Sign, Carl - Act 2





INSTRUMENT KEY		
	Stand 6x12 Short	23 / 40
	USITT Practical Luminaire	3 / 0
	NSI ColorScan Sn Fresnel	3 / 0
	Stand 6' Fresnel	27 / 0
	ETC Source4 Fresnel	24 / 0
	UltimateFX Radiance Hazer	2 / 0

LABEL LEGEND	
	Color Level Number

**NOTES**

- Stage Shell Lights are a strand of bi-color lights attached to the stage.
- The Ghost Light will be placed in the center of the stage and must have enough slack in to accomplish this.
- Lunge practice will be placed as the scenic designer wishes.

This document details playing positions, shapes and color related to the visual aspects of the production only. It is understood that all specifications relate solely to the appearance of the design, and in no way does the Designer assume responsibility for the safety, structural integrity, building, rigging, construction, fabrication, material or equipment used in the execution of the design.

<b>STAGE BLOOD</b> Dulley Theatre LIGHT PLOT	Designer	Samantha Brown	Stage Manager	Lou Dine	Production Designer	Eric Rasmussen
	Scale	1" = 10'	Scale	1" = 10'	Scale	1" = 10'
	Scale	1" = 10'	Scale	1" = 10'	Scale	1" = 10'
	Scale	1" = 10'	Scale	1" = 10'	Scale	1" = 10'





# Flying Solo

University of Minnesota Duluth - 2022

Director: Tom Isbell

Scenic/Prop Design: Nelson Wennberg & Elyssa Munch

Costume/Makeup Design: Ryan Hamilton

Lighting Design: Samantha Brown & Maddy Uecker

Sound: Syd Boucher, Maddy Uecker, Emily Mattingley, Andrew Norfolk, Jake Pulkrabek, Samantha Brown, Ethan Hollinger



Photo credits to UMD Publicity

# *Flying Solo - Woman of the Ice* written and performed by Thressa Schultz

*Flying Solo* consisted of 15 one-person plays written and performed by students. Out of 15 shows, I designed 6. One was *Woman of the Ice*, where a woman shares stories of the women aboard the Titanic, while also exploring her and her mother's own connection to the ship. The lighting started out warm and comforting, then shifted to cold and isolated as she confronted the tragic events of her mother's past.







*Adventures While Preaching the Gospel of Beauty* - Zac Pollitt



*Safe Haven* - Mikela Anderson

Part of the challenge of the show was to have every show have their own distinct look and feel. These are the other shows I designed for.



*My Friend Anxiety* - Emily Bolles



*Same Story, Different Ending* - Aristotle Taylor



*The Odyssey* - Jake Lieder

[illegible]



## My Friend Anxiety - Emily Bolles

49	Scene shift	SMS Call	Scene Shift	
50	Top of show	top of show	nice, neutral, soft, full stage	
55	new friend! :D	"I met my friend"	pale blue stage, little warmth and focus on chair	
65	thanks Dad	"you gotta talk to them" hangs up	less tops, still focus on chair	
70	ew, bug spray	"it just made sense"	Back to bedroom lights	square
75	FIVE HOURS?!	"FIVE HOURS"	fading to cool (because high school)	
80	Woah Bessie	"Woah"	suddenly back to bedroom lights	front
85	not high school again	moves to chair	cool tops again	
90	thank god that's over	"Going to make it worse"	Bedroom lights	
95	oh no its back	"Yeah, I'm not <b>going</b> "	red backs fade in, dim bedroom lights	
100	phone call	phone call	suddenly back to bedroom	: white
105	good friends	"I'll be ready in 5"	bedroom lights with some red	ses DL
110	big feeling	"turn this feeling"	flood stage with red	ont, and n
115	small feeling	"into this feeling"	red spot	
130	pre dance	"the memory of that day"	fade to blue school lights	
135	actually, not as bad as I thought	"So, I guess I gotta figure out"	fade to bedroom lights	
140	Dumbass!	"really looking forward to <b>this</b> "	Fade intense red backs	around
145	anger >:(	"I didn't get to do normal stuff"	less intense backs, slowly fade up red spot on chair	
460	Ghost Conversation	"Tiresias knew me"	pale blue cross CS dim, cool front	
465	Teiresias the vampire	drinks blood	blue cross changes to red, back cross opposite, red cys	
470	Prophecy over	"come true"	back to hades at the start	

Flying Solo												UMD Dudley Experimental Theatre, March 2022											
												Designers: Maddy Ueker and Samantha Brown											
HL Front (1-8)				HR Front (11-18)				HL Side (21-28)				HR Side (31-38)											
	6	7	8		16	17	18		26	27	28		36	37	38								
2		3			12		13		22		23		32		33								
	1					11			21					31									
4		5			14		15		24		25		34		35								
LED Backs (41-48)				Tops (51-58)				HL Front Cross (61-65)				HR Front Cross (71-75)											
	46	47	48		56	57	58																
42		43			52		53		62		63		72		73								
	41					51			61					71									
44		45			54		55		64		65		74		75								
HL Back Cross (81-85)				HR Back Cross (91-95)				Others															
									Solas	101 + 102													
82		83			92		93		Auras	111-114													
	81					91			Cycs	121-125													
84		85			94		95		House	1001-1007													

# Stupid F##king Bird

University of Minnesota Duluth - 2022

Director: Lauren Roth

Scenic Design: Elyssa Munch

Props Coordinator: Matthew Lamers

Costume/Makeup Design: Jeannie Hurley

Asst. Costume Design: Olivia Zastrow

Lighting Design: Samantha Brown


Asst. Lighting Design: Abby Swanson

Sound Design: Ethan Hollinger



Photo credits to Alexander Messenger

*Stupid F##king Bird* is an introspective show about human connection (and disconnection). The lighting created real places that reflected the emotions of the characters without attempting to mask any stagecraft. As the lives of the characters are upended and become worse and worse, an atmosphere appropriate for introspection and isolation was introduced, then a stark heaviness as the characters' emotions come flooding out and they accept their fates.









Stupid F##king Bird - Scene 12



Want - Scene 14






Terrible to Behold - Scene 20

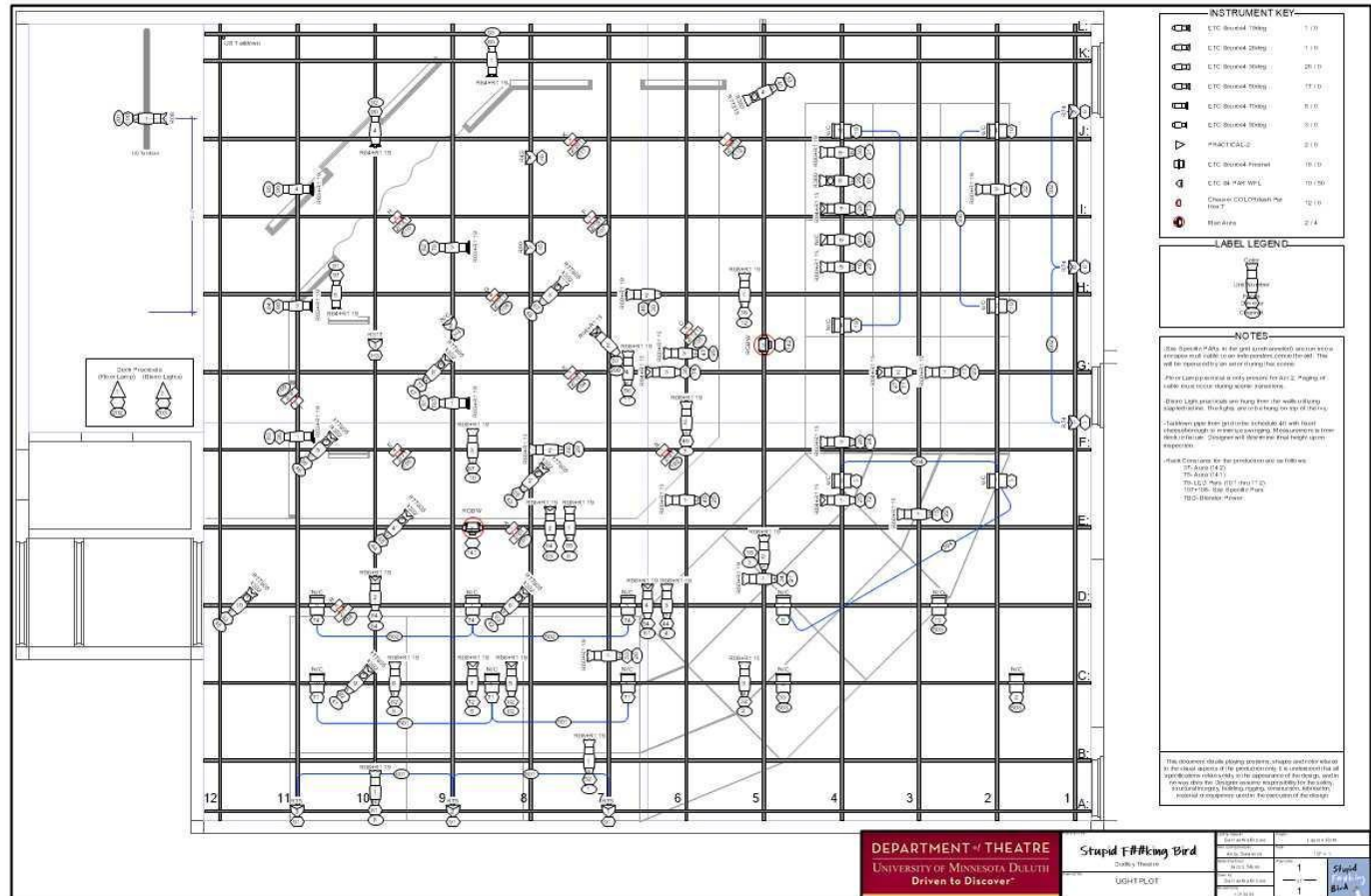


On and On - Scene 23





This plot was remade twice for an encore performance and for the KCACTF Region 5 Festival





Stupid F##king Bird Cue Sheet						
LD: Samantha Brown ALD: Abby Swanson Last Updated: 11/3/22						
Page #	Cue #	Cue Trigger	Timing	What it Does	Cue Name	Notes
ACT 1						
Preshow						
	1	SM Call	5	Work lights	Work lights	
	1.3	SM Call	5	Channel check	Channel check	
	1.6	SM Call	5	Blackout check	Work lights	
	2	SM Call	5	Work lights	blackout check	
	3	SM Call	5	House open	House open	
	4	SM Call	5	House to half	House to half	
	5	SM Call	5	House out; on stage stays the same	House out	
0 - Start						
9	6	audience member says "start the fucking play" <b>beat</b>	10	Fade to act 1 look; late afternoon; open	Late Afternoon	
1 - Disappointing						
2 - The Stark-Naked Heart						
12	15	Nina enters	50	fade to night 1; string lights on	Nina enters	
13	20	"what's he like"	50	fade to night 2	Fade to night 2	
14	25	Emma and co enter	30	fade to night 3; now at actual night time	Fade to night 3	
3 - I Like Art						
16	30	"Okay, here we go" <b>moves to sit</b>	7	fade down nighttime lights a little, look 1 - pink	Site Specific Performance	make sure the char audience can still be seen
4 - Here We Are						
19	35	"Nina, get off the stage" Con <b>shuts the lights off</b>	3	night time lights come back up	Performance shut down	slightly quicker than other fades, more jarring
5 - Worked Up						
6 - So Much Feeling						
7 - New Forms!						
24	45	"down by the lake"	4	some sort of change to indicate change in location; string lights out	Loves me, loves me not	
26	50	Con opens curtain	2	special on portrait	Hello Chekhov	
26	55	"fuck <b>you</b> " end of word	5	special off portrait	Goodbye Chekhov	
8 - Perfect Parenting...						

## Stupid F#cking Bird Magic Sheet

# Restructure

University of Minnesota Duluth - 2021


Artistic Director: Matthew Wagner

Choreographer: Rhea Nair

Costume Design: Kaitlyn Mathiowetz

Lighting Design: Samantha Brown

Sound Design: Ethan Hollinger



Photography by David Cowardin

